





The Early Years Foundation Stage Curriculum Newsletter – Summer Term 1

<p>Reading and Writing: Read, Write Inc: All the children have been grouped into Read, Write Inc groups appropriate to their stage and ability. The children work in these groups daily to practise their reading and writing skills. Please keep working with your child on a daily basis to recognise and write all their letters correctly.</p> <p>Reading: At this stage your child should be able to independently read sentences, which include special friends (2 letters to make one sound-digraph) e.g. ch, sh, th, ee, ay etc 'See the chimp play'. Please continue to support and extend your child's reading skills daily at home.</p> <p>Writing: Your child should be able to write simple CVC/CVVC/CCVC/CCVC words such as fish, sleep, think etc. They should now start to use these words and red tricky words in order to write sentences. E.g. 'We sleep all night and play all day.'</p>		<p>Mathematics The children are grouped according to their current ability in Mathematics and work on their own Maths targets daily.</p> <p>Shape, Space and Measures: Some of the things we are learning about this term are:</p> <ul style="list-style-type: none"> • 3D shape names and their properties e.g. how many edges, faces and vertices each shape has. • Ordering and comparing sets of objects by their height or width. • Ordering and comparing sets of objects by their weight. • Positional language such as 'on top, beside, next to, under, through, in front, behind etc. • Money: recognising the value of coins 1p, 2p, 5p, 10p, 20p, 50p, £1.00, £2.00 and describing the coin properties e.g. bronze/silver/gold and how many sides and corners each one has. <p>Number: Some of the things we are learning about this term are:</p> <ul style="list-style-type: none"> • Recognising and ordering numbers 0 to 30 and beyond. • Finding out 1 more and 1 less than any given number to 30 and beyond. • Writing numbers 0 to 30 with the correct formation. • Solving addition and subtraction number problems using numbers to 30. 	
<p>Music We are learning through our Music interact unit which this teaches us how to compose our own music and conduct a group of instruments.</p>	<p>RE In our Religious Education sessions we are learning about 'special books'. The children will be encouraged to discuss what their favourite books and stories are and why. They will also be encouraged to accept that all children enjoy different books and this is ok.</p>	<div style="text-align: center;">  </div>	<p>PE This term we are learning about playing different games with equipment such as bats, balls, hoops and quoits. This also involves practising gross motor skills to support balance and co-ordination skills. ☺</p>
<div style="text-align: center;">  </div>			<p>Personal, Social and Emotional Development This term we are learning about co-operation. We will be thinking about how we can co-operate with each other and support this throughout the school.</p>

The Early Years Foundation Stage Curriculum Newsletter – Summer Term 1

<p>Outdoor Learning Mud Kitchen The children are really enjoying using the mud/messy play kitchen in our outdoor area. The children are being encouraged to make messy mud pies and mix ingredients together and discuss what they are making and why are part of developing their language skills and thinking skills development. Furthermore, it promotes good fine motor skill development and control!</p> <p>Bug House This term we will be continuing to develop our 'Bug Hotel'. This will help the children learn about nature and mini beasts as part of their 'understanding the world' learning. If you have any resources such as old plant pots, bricks, tiles, plastic drain pipes etc that may help us to develop the 'hotel' then please send them in to school with your child. Thank you!! ☺</p>	<p>The Importance of Pincer Grip</p>  <p>Pincer grip is where your child is able to hold their pencil between their thumb and index finger. It is essential to be able to do this in order to hold a pencil correctly. We encourage children to use this holding technique as it is the most comfortable position for writing, particularly as they get older. If your child is struggling with this you can try getting them to put their pencil down on the table with the point facing themselves. Ask your child to pinch the pencil between their thumb and index finger and flip it. This will ensure they have the correct holding position.</p>	<p>Songs of the Term It's a Small World:</p> <p><i>It's a world of laughter A world of tears It's a world of hopes And a world of fears There's so much that we share That it's time we're aware It's a small world after all</i></p> <p><i>It's a small world after all It's a small world after all It's a small world after all It's a small, small world</i></p> <p><i>There is just one moon And one golden sun And a smile means Friendship to every one Though the mountains divide And the oceans are wide It's a small world after all</i></p> <p><i>It's a small world after all It's a small world after all It's a small world after all It's a small, small world</i></p>
<p>Art and Design In art this term we are learning about making Sculptures using different materials.</p> <p>We will use making pizza sculptures out of paper by twisting, folding, scrunching and rolling it to create different effects. Then we will be exploring natural sculptures using clay, twigs, leaves and other natural resources.</p>	<p>Write Dance What is Write Dance? This is large scale movements using a wax crayon in each hand. The children make large scale movements on paper in time to music. Why do we do it? The movements the children make with their hands and arms develop their muscles and strength, which prepares them for writing.</p>	
<p>Our Topic: 'Our Favourite Fairytales'</p>	<p>Free School Meals Don't forget that your child can receive a free hot or cold school meal daily. They can choose from a hot option or a packed lunch style school meal daily and it's FREE!!</p> <p>Healthy Lunchboxes Don't forget that if you are sending your child to school with a packed lunch it must be a healthy lunch. However they are allowed one chocolate covered biscuit or wafer or a cake as a treat.</p> 	
<p>Volunteers We have some wonderful parent and grandparent volunteers this year - we thank you for your help! We are always looking for more volunteers, if you can spare some time to help please let a member of staff know. ☺</p>		

